

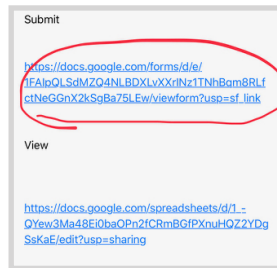
How to Add WAGS Time 2019 Apps to Your Android Phone

Step 1.

On your phone, open the email with the APPS links

Step 2.

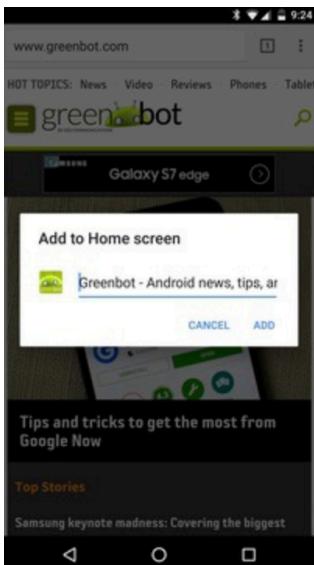
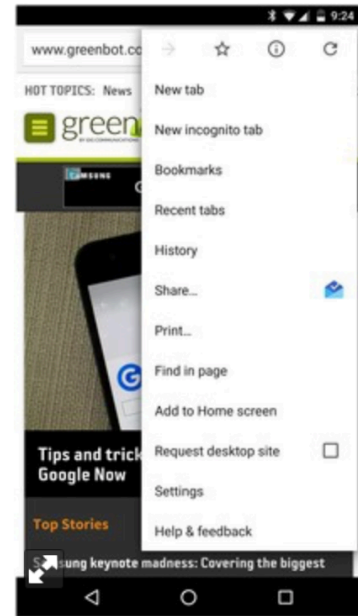
Tap the link under **SUBMIT.**



Step 3.

A web page is opened in Chrome.

Touch the overflow (option) button (Three vertical dots) and select Add to Home Screen



Step 4.

All have to do is touch **Add** and the site will be added to your screen.

Step 5.

Find Your App
You might need to look at a couple of screens to see where it was added.

It all depends on how much you have on your phone.

Note: you may rearrange these WAGS Apps just the same as any other icons on your device.

Step 6. Repeat the process for the **VIEW** link.

Please understand that depending on your phone model and operating system the instructions may vary. You may always bring your phone to the Tech Help Desk at a meeting and we'll figure it out.

Or contact: Linda Carden

Phone: 276-6047 Email: kywagstime@gmail.com

(Thanks to greenbot from IDG for these instructions and screen shots for steps 3 and 4.)